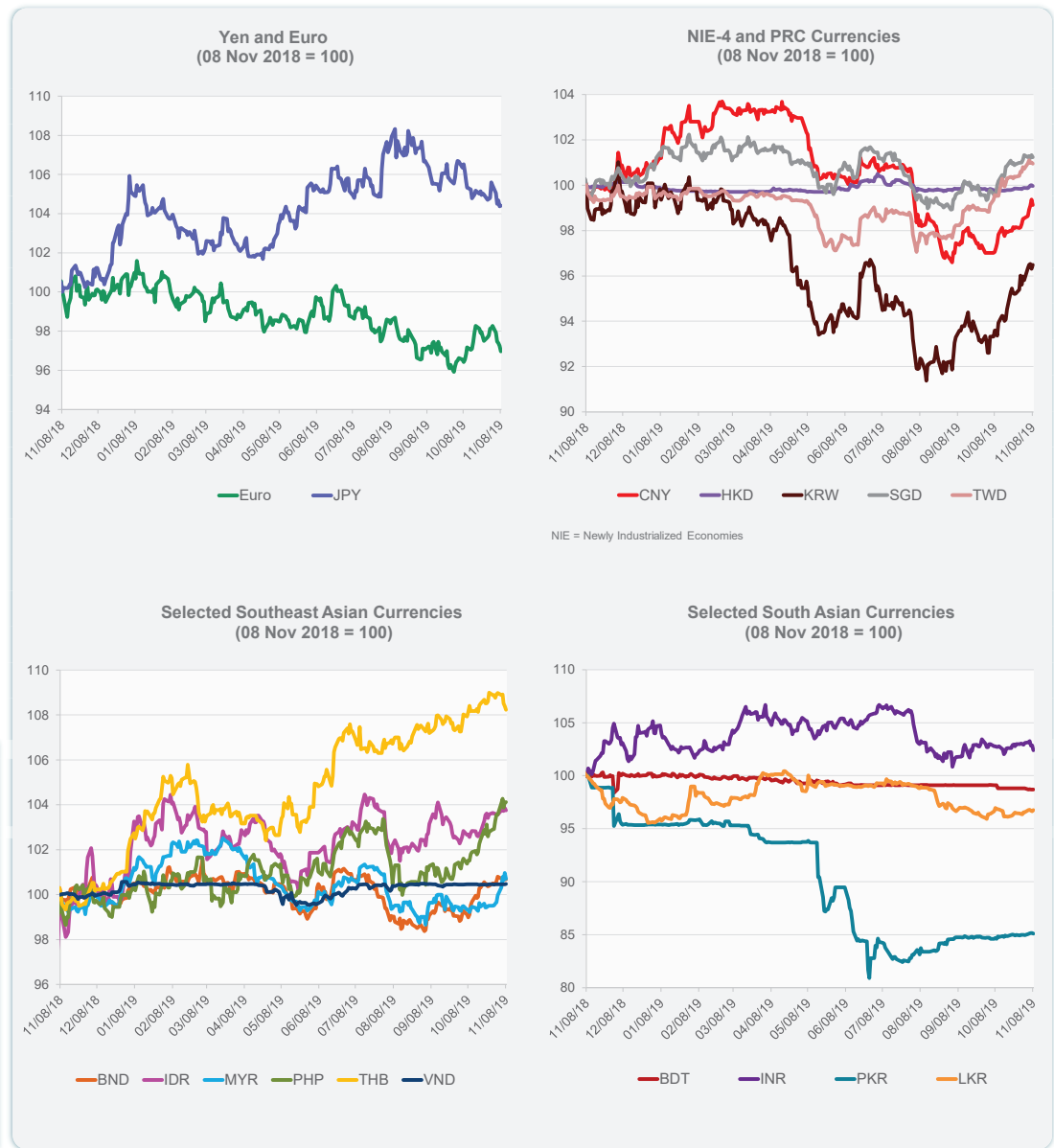
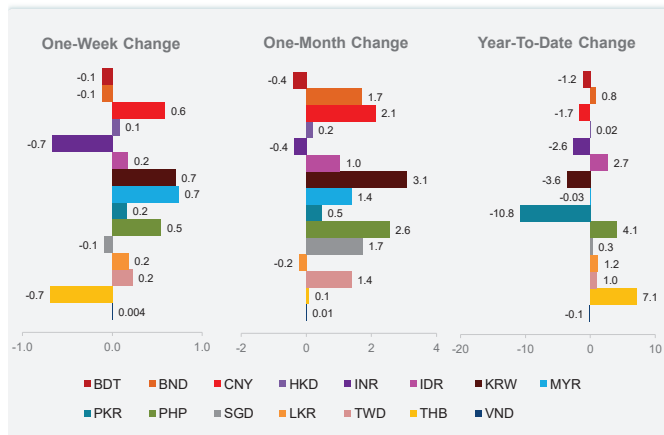


	Latest Closing	% change from Previous Day	% change from 01-Jan-19
Euro	0.91	-0.29	-3.90
Japanese yen (JPY)	109.26	0.02	0.44
Bangladeshi taka (BDT)	84.88	0.00	-1.18
Brunei dollar (BND)	1.36	-0.09	0.83
Chinese yuan (CNY)	7.00	-0.25	-1.68
Hong Kong dollar (HKD)	7.83	-0.05	0.02
Indian rupee (INR)	71.29	-0.45	-2.60
Indonesian rupiah (IDR)	14,014.00	-0.11	2.68
Korean won (KRW)	1,157.40	0.18	-3.59
Malaysian ringgit (MYR)	4.13	-0.26	-0.03
Pakistan rupee (PKR)	155.69	-0.09	-10.80
Philippine peso (PHP)	50.49	0.01	4.14
Singapore dollar (SGD)	1.36	-0.10	0.31
Sri Lanka rupee (LKR)	180.73	0.11	1.17
Taipei,China NT dollar (TWD)	30.40	-0.05	1.01
Thai baht (THB)	30.38	-0.15	7.14
Vietnamese dong (VND)	23,199.00	0.00	-0.10



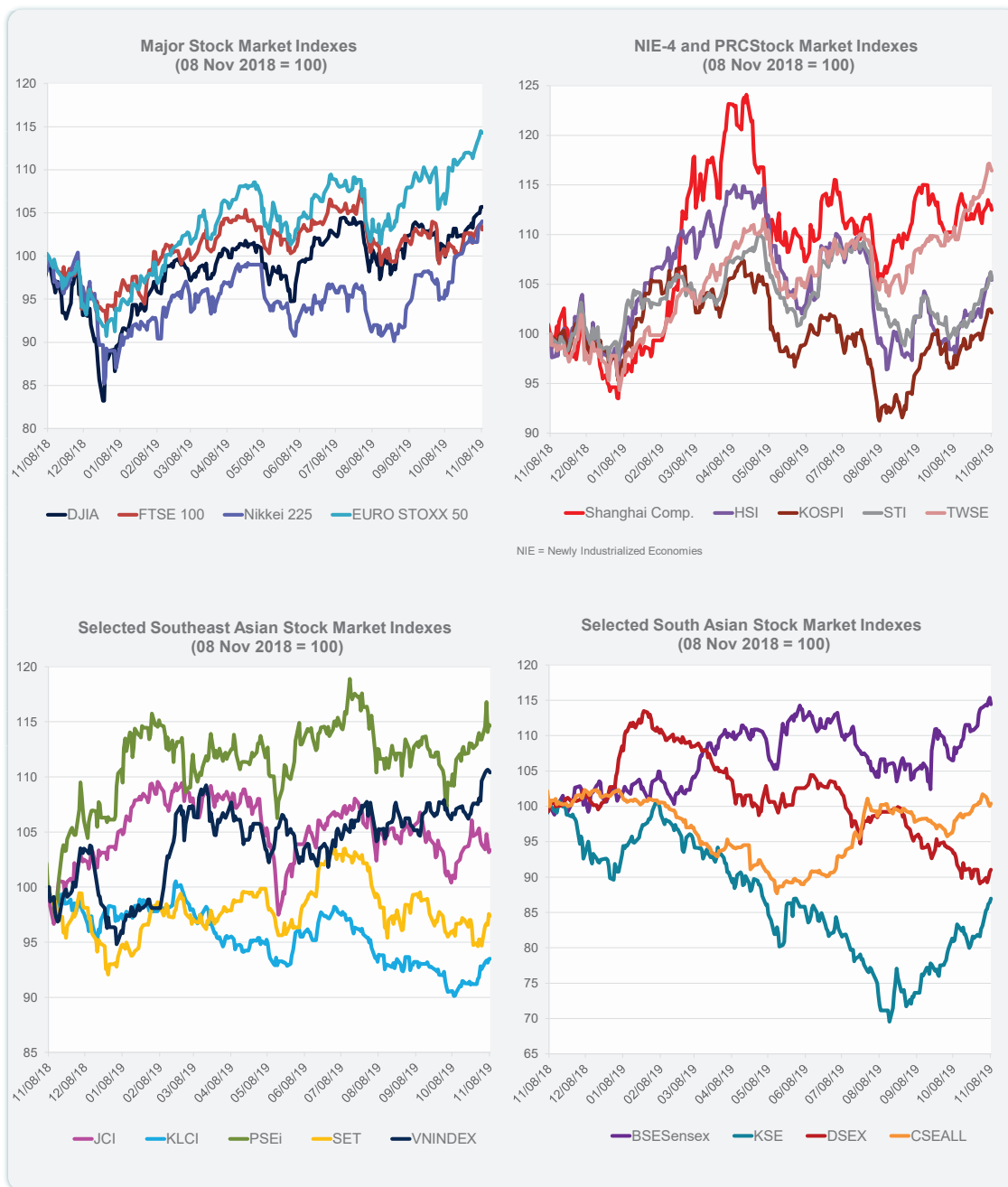
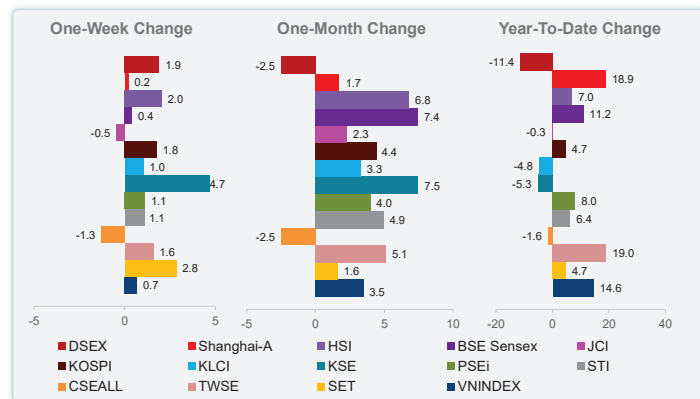
Note: Negative/Decreasing values indicate depreciation of local currency, and positive/increasing values indicate appreciation.
 Source: Bloomberg.



Source: Bloomberg.

STOCK INDEXES

	Latest Closing	% change from Previous Day	% change from 01-Jan-19
US Dow Jones Ind Avg	27,681.24	0.02	18.66
US NASDAQ	8,475.31	0.48	27.73
US S&P 500	3,093.08	0.26	23.39
UK FTSE 100	7,359.38	-0.63	9.38
EURO STOXX 50	3,699.65	-0.19	23.26
Japan NIKKEI 225	23,391.87	0.26	16.87
Bangladesh DSEX	4,771.92	0.36	-11.40
PRC Shanghai Comp.	2,964.19	-0.49	18.86
Hong Kong, China HSI	27,651.14	-0.70	6.99
India BSE Sensex	40,323.61	-0.81	11.22
Indonesia JCI	6,177.99	0.20	-0.27
Korea, Rep. of KOSPI	2,137.23	-0.33	4.71
Malaysia KLCI	1,609.73	0.02	-4.78
Pakistan KSE 100	35,978.16	0.61	-5.31
Philippines PSEi	8,065.76	-0.10	8.03
Singapore STI	3,264.30	-0.65	6.37
Sri Lanka CSEALL	5,954.62	0.38	-1.62
Taipei, China TWSE	11,579.54	-0.23	19.04
Thailand SET	1,637.85	-0.18	4.73
Viet Nam VNINDEX	1,022.49	-0.15	14.56



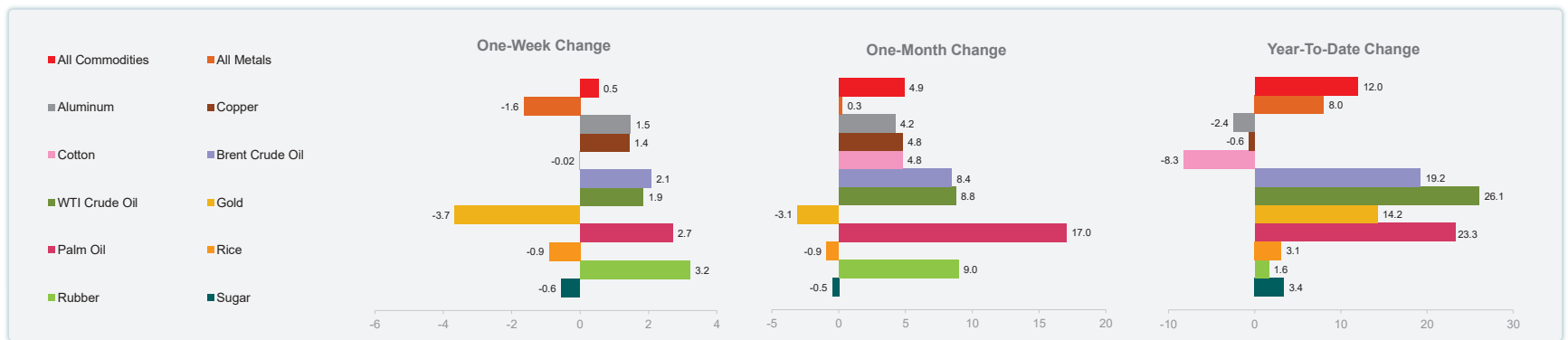
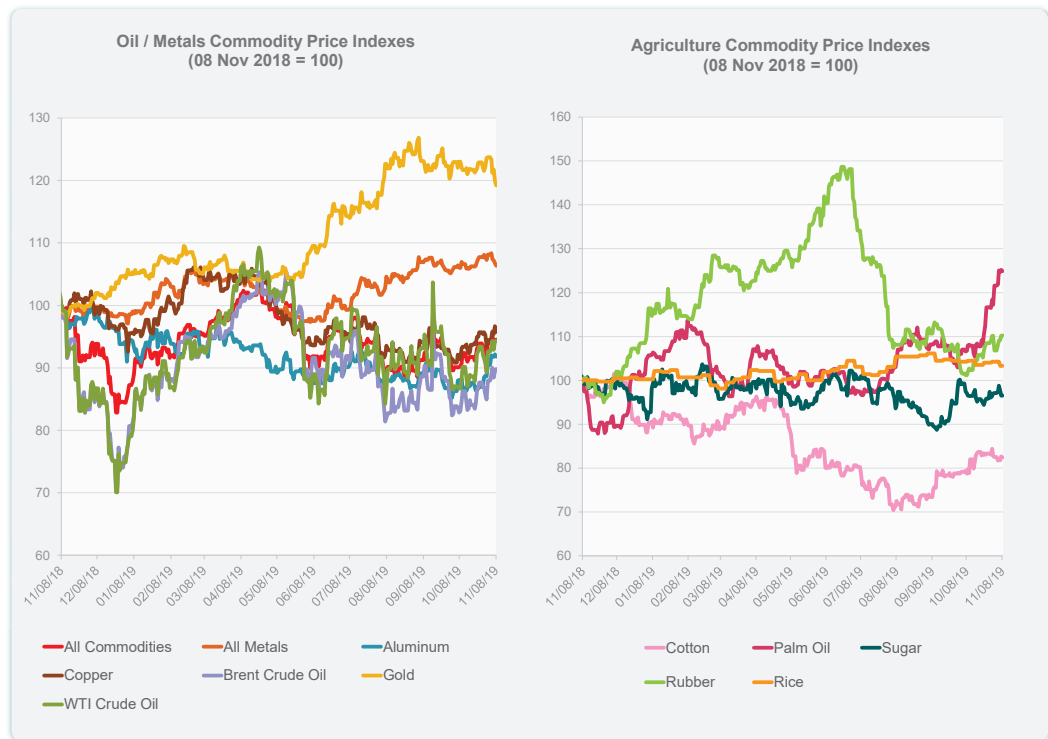
Source: Bloomberg.



Source: Bloomberg.

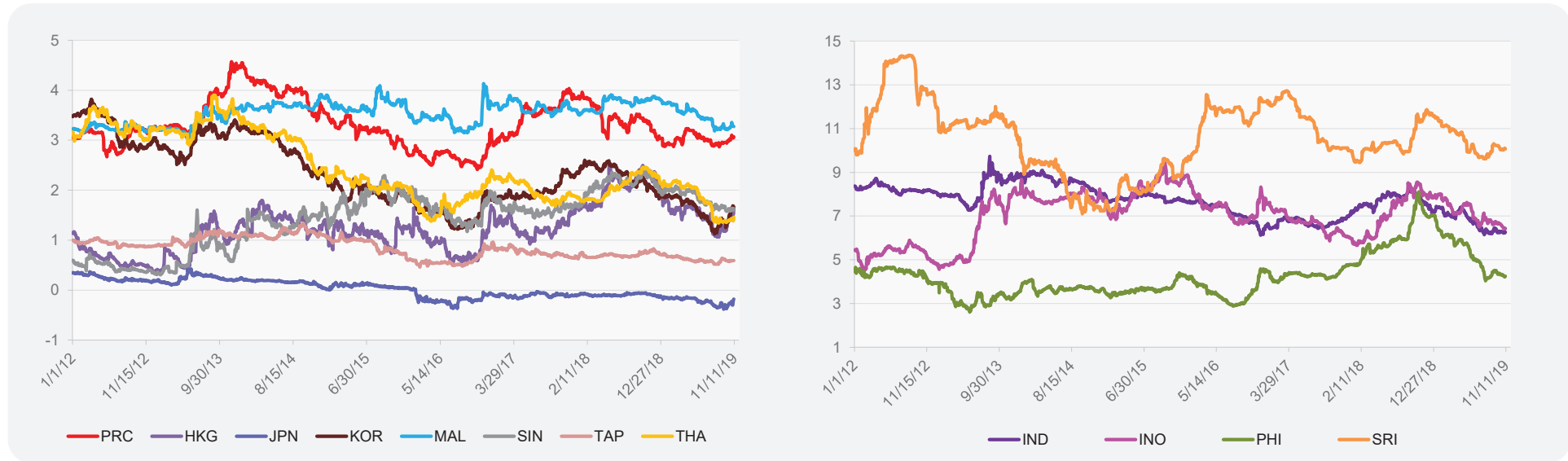
	Unit	Latest Closing	% change from Previous Day	% change from 01-Jan-19
S&P All Commodities	US\$	419.11	0.10	11.96
S&P All Metals	US\$	220.60	-0.41	8.01
Aluminum	US\$/metric ton	1,817.25	-0.38	-2.44
Copper	US\$/metric ton	5,910.75	-0.93	-0.64
Cotton	US cents/lb	63.72	-0.20	-8.25
Brent Crude Oil	US\$/barrel	62.97	0.43	19.22
WTI Crude Oil	US\$/barrel	57.24	0.16	26.05
Gold	US\$/troy oz	1,458.92	-0.65	14.24
Palm Oil	US\$/metric tonne	582.27	-0.26	23.27
Rice ¹	US\$/metric ton	437.00	0.00	3.07
Rubber ²	US\$/kg	150.90	0.07	1.62
Sugar	US cents/lb	12.53	0.00	3.38

¹ Latest closing price from 6 November 2019.
² Singapore Exchange, Ribbed Smoked Sheet Rubber.

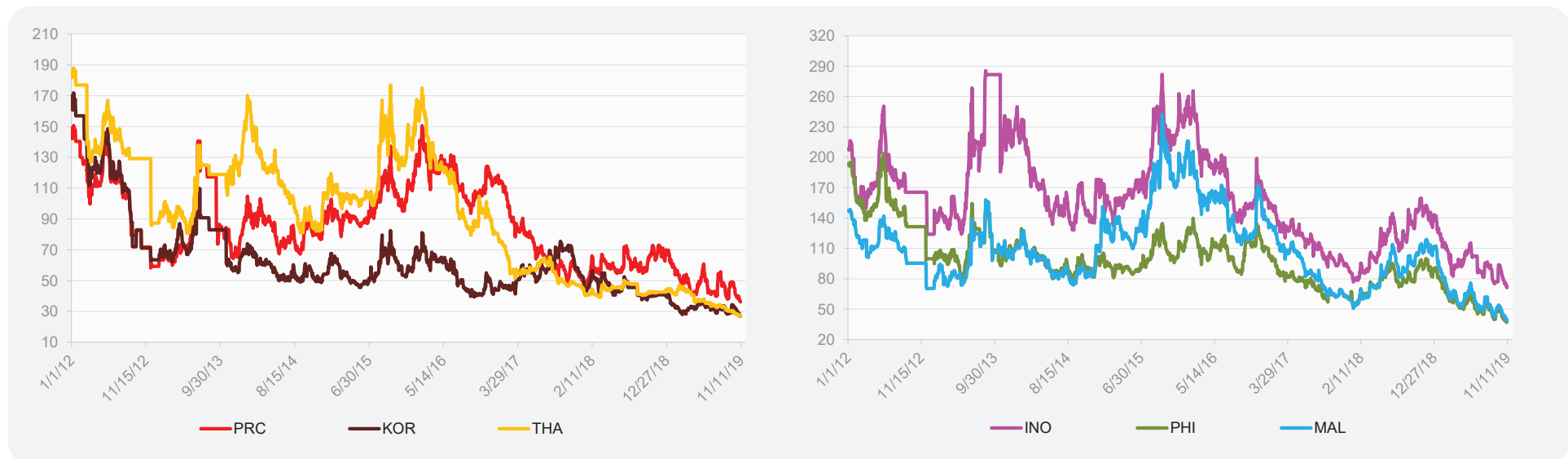


Source: Bloomberg.

5-YEAR LOCAL CURRENCY GOVERNMENT BOND YIELDS (%)



5-YEAR CREDIT DEFAULT SWAP¹



¹ In USD and based on sovereign bonds.
Source: Bloomberg.